



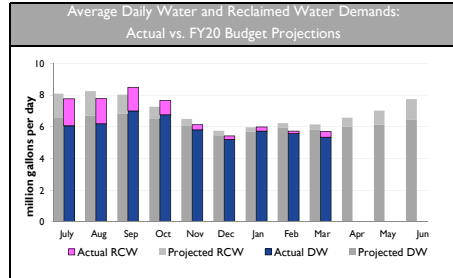
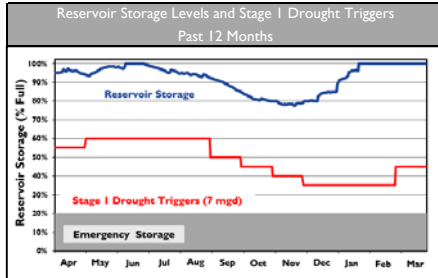
Key Performance Indicators

March 2020

WATER SUPPLY AND DEMAND

Water Supply	
Reservoir Storage % of Capacity	100.0% <small>(as of 03/31/2020)</small>
Risk of Shortage Restrictions in Coming Year (Minimal, Low, Moderate)	Minimal
Water Use Restrictions Now in Effect	Year-Round

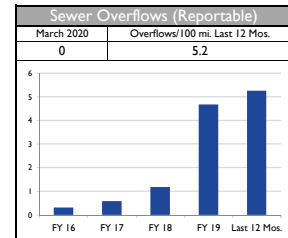
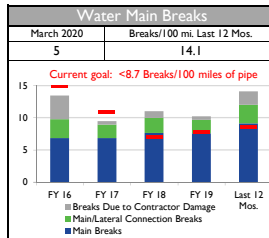
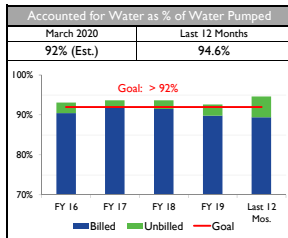
	March 2020		FY 2020 (Avg Year to Date)	
	Est.	% of Projected	Estimated	% of Projected Year-to-Date
Drinking Water (DW)	5.34	92%	5.95	96%
Reclaimed Water (RCW)	0.35	100%	0.79	107%
Total	5.69	93%	6.73	98%



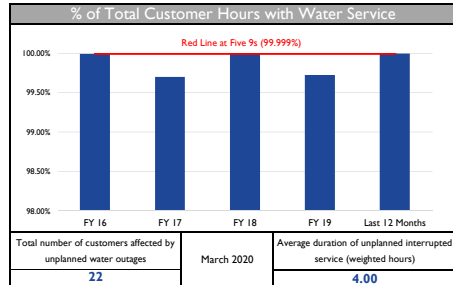
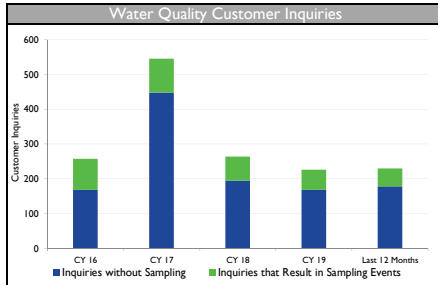
	Rainfall (inches)			March 2020			Last 12 Months		
	Actual	Hist. Avg. for Month	Variance	Actual	Hist. Average	Variance			
Water Plant (Carboro)	2.03	4.27	(2.24)	46.24	48.16	(1.92)			
Cane Creek Reservoir	2.15	4.14	(1.99)	49.06	44.88	4.18			

* Water Plant historical average is based on most recent 35 year period.
* Cane Creek Reservoir historical average is based on 28 years of record.

WATER DISTRIBUTION AND WASTEWATER COLLECTION



WATER SERVICE



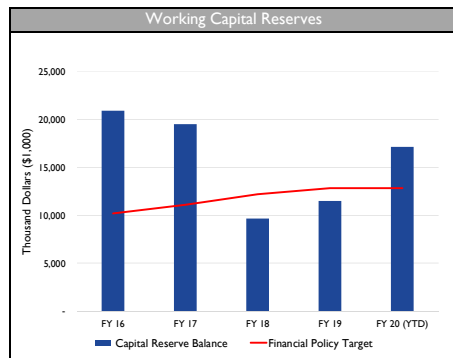
SYSTEM COMPLIANCE VIOLATIONS

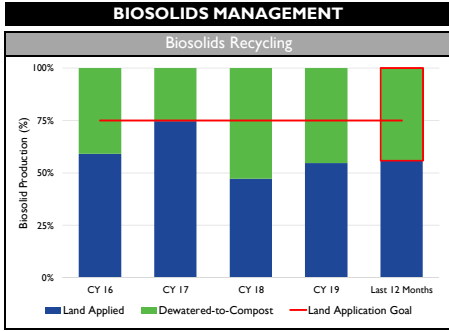
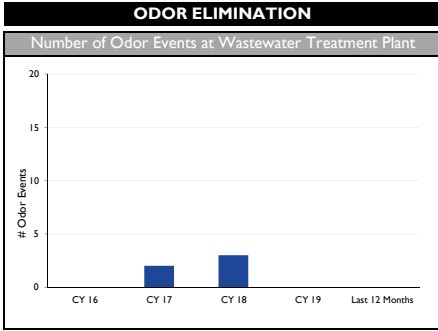
Within the last twelve months:
Operating Permit Violations: Sanitary Sewer System Overflows due to broken force main (April 2019), debris in line (September 2019), failure maintaining power to sewer bypass pumps (September 2019), roots in line (January 2020), and vandalism (January 2020).

FINANCE MANAGEMENT

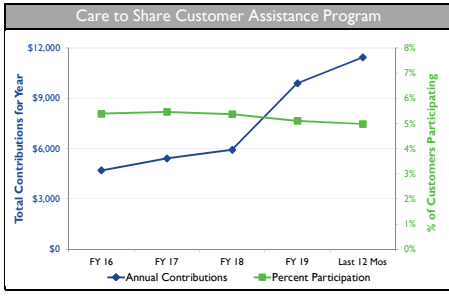
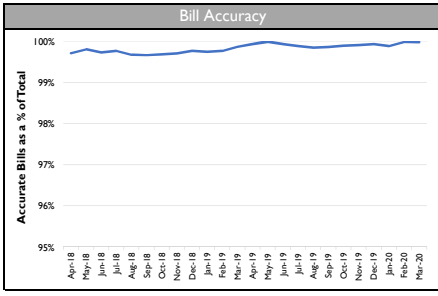
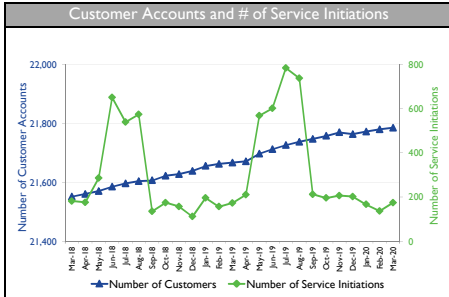
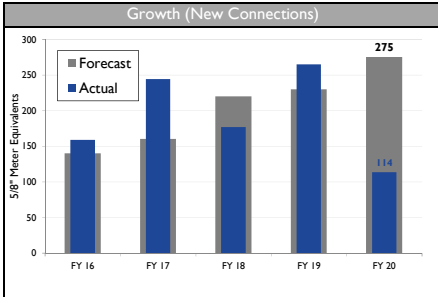
FY 2020 Budget Performance (millions of dollars)					
Category	March 2020		FY 2020 Year-to-Date		
	Actual	Budget	Actual	Budget	Variance
Revenue (Preliminary)	2.9	3.1	27.1	28.3	(1.2)
Operating Expenses (Prelim)	1.7	1.8	16.3	17.3	(1.0)
Capital Expenditures (Prelim)	2.3	1.8	19.9	18.5	1.5

Category	YTD Actual % of Prorated Budget
CIP Expenditures	108%
O & M Expenses	94%
Water & Sewer Revenue	96%
System Development Fees	100%
Other Revenue	86%

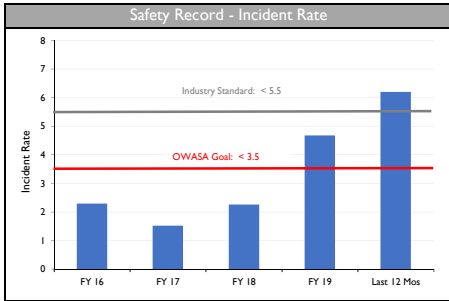
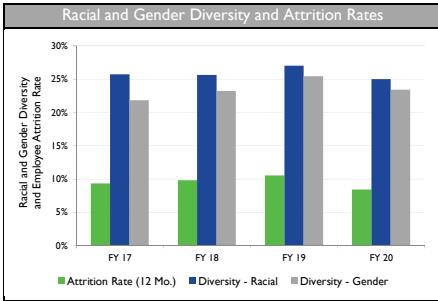




CUSTOMER SERVICE AND CONNECTION ACTIVITY



HUMAN RESOURCES AND SAFETY



ENERGY MANAGEMENT

