



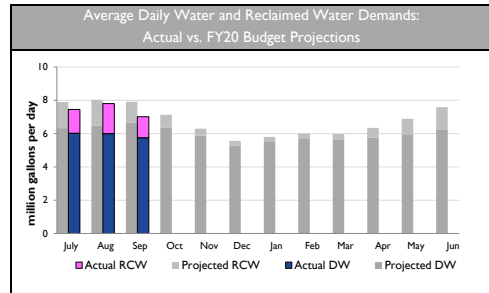
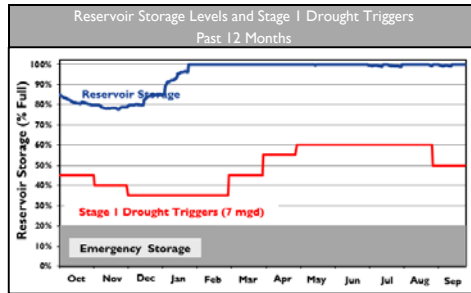
# Key Performance Indicators

## September 2020

### WATER SUPPLY AND DEMAND

Water Supply	
Reservoir Storage % of Capacity	<b>99.9%</b> <small>(as of 09 / 30 / 2020)</small>
Risk of Shortage Restrictions in Coming Year (Minimal, Low, Moderate)	<b>Minimal</b>
Water Use Restrictions Now in Effect	<b>Year-Round</b>

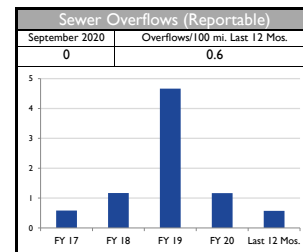
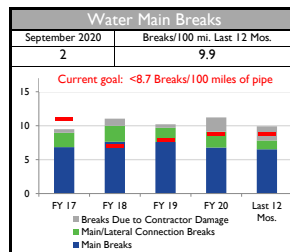
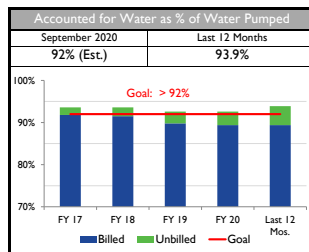
	September 2020		FY 2021 (Avg Year to Date)	
	Est.	% of Projected	Estimated	% of Projected Year-to-Date
Drinking Water (DW)	5.75	<b>86%</b>	5.92	<b>91%</b>
Reclaimed Water (RCW)	1.26	<b>100%</b>	1.50	<b>103%</b>
<b>Total</b>	<b>7.01</b>	<b>89%</b>	<b>7.42</b>	<b>93%</b>



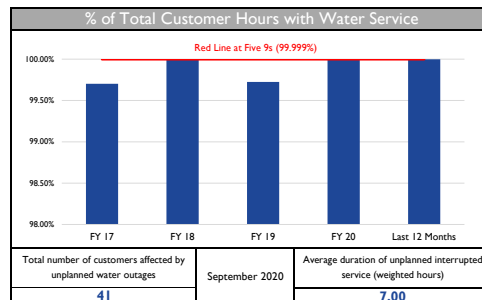
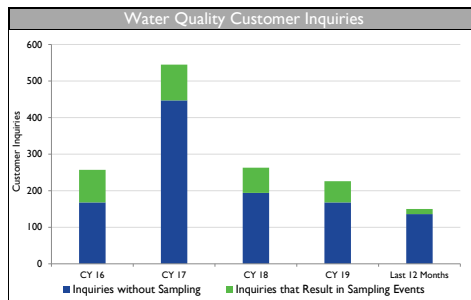
	September 2020			Last 12 Months		
	Actual	Hist. Avg. for Month	Variance	Actual	Hist. Average	Variance
Water Plant (Carrboro)	5.70	5.10	0.60	56.87	48.37	8.50
Cane Creek Reservoir	5.76	4.79	0.97	57.51	45.20	12.31

\* Water Plant historical average is based on most recent 35 year period.  
 \* Cane Creek Reservoir historical average is based on 28 years of record.

### WATER DISTRIBUTION AND WASTEWATER COLLECTION



### WATER SERVICE



### SYSTEM COMPLIANCE VIOLATIONS

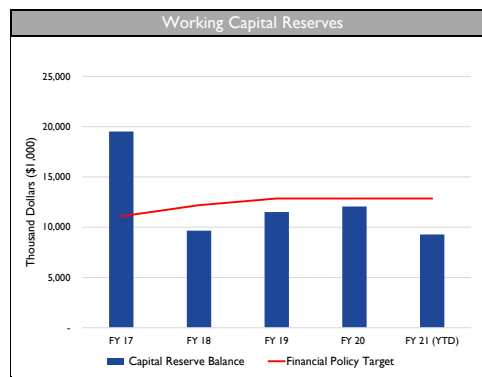
Within the last twelve months:  
 Operating Permit Violations: Sanitary Sewer System Overflows due to failure maintaining power to sewer bypass pumps (September 2019), roots in line (January 2020), and vandalism (January 2020).

### FINANCE MANAGEMENT

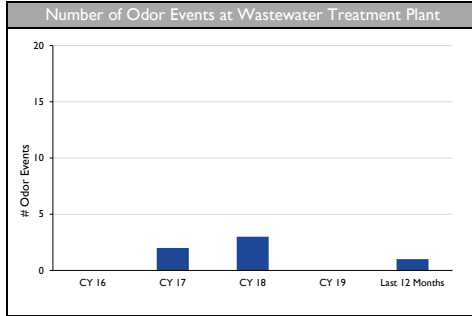
FY 2021 Budget Performance (millions of dollars)					
Category	September 2020		FY 2021 Year-to-Date		
	Actual	Budget	Actual	Budget	Variance
Revenue (Preliminary)	3.4	3.4	9.9	9.6	0.3
Operating Expenses (Prelim)	1.9	2.0	4.9	5.3	(0.4)
Capital Expenditures (Prelim)	2.0	2.5	4.0	5.0	(1.0)

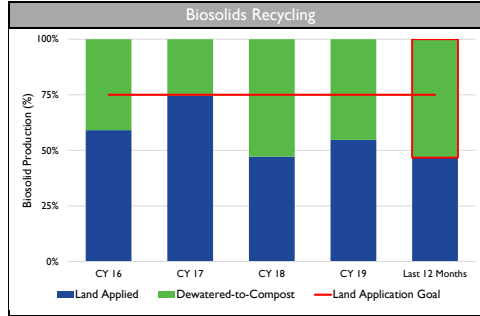
Category	YTD Actual % of Prorated Budget
CIP Expenditures	80%
O & M Expenses	92%
Water & Sewer Revenue	103%
System Development Fees	300%
Other Revenue	100%



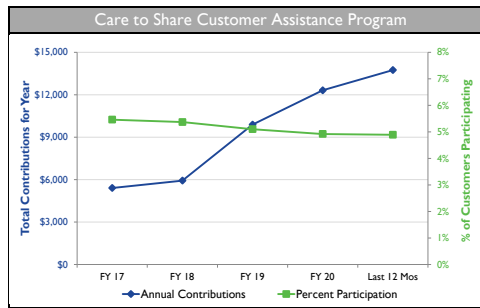
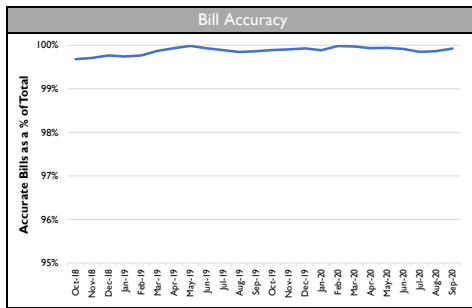
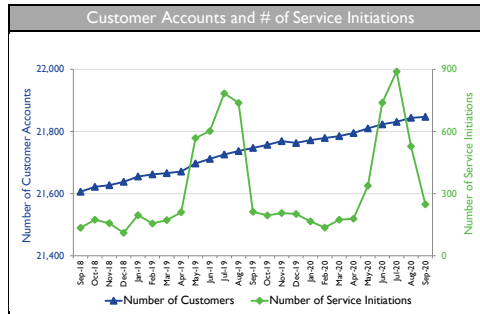
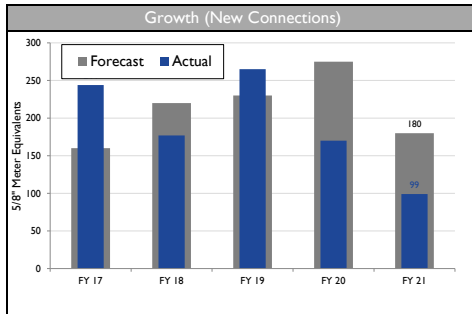
### ODOR ELIMINATION



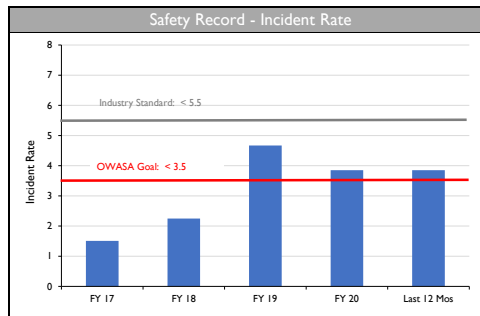
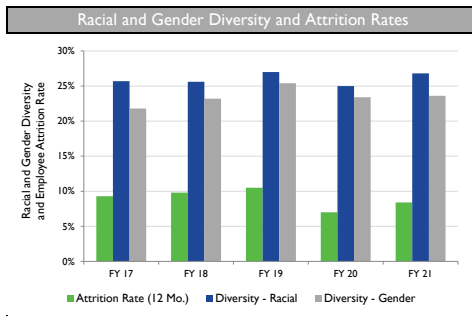
### BIOSOLIDS MANAGEMENT



### CUSTOMER SERVICE AND CONNECTION ACTIVITY



### HUMAN RESOURCES AND SAFETY



### ENERGY MANAGEMENT

